


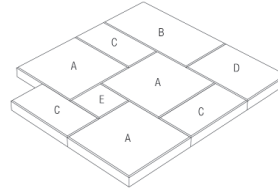
# Product Data Sheet

**Midland Brick**

A BORAL COMPANY

MASONRY PAVER

## Charcoal Ashlar Classic 60mm



Product Information	
Work Size (mm)	1000 x 1100 layer
Dimensional Category	DPA2
CMAA Shape Category	Type C
Approximate Unit Weight (kg)	-
Approximate No. per m <sup>2</sup>	1.1
No. Per Pack	10 layers
Nominal Pack Weight (kg) <sup>3</sup>	1550
Breaking Load (kN) <sup>1</sup>	>5
Mean Abrasion Index (V <sub>a</sub> ) <sup>2</sup>	<12
Slip Resistance Category	P5
Cold Water Absorption (%)	<5
Coefficient of Contraction (mm/m)	<0.8
Durability Class	General Purpose
Potential to Effloresce	Slight to Moderate
Liability to Lime Pitting	Nil
Solar Absorption Rating	Dark


This technical information represents average properties obtained from production runs. If specific results are required, samples should be taken from current production runs. AS/NZS 4456 and 4586 are used as applicable. Durability classifications are based on product knowledge under local (Perth) climatic conditions. Colours are indicative only. Information subject to change without notice.

<sup>1</sup> At 28 days

<sup>2</sup> At 90 days

<sup>3</sup> Includes +3% for moisture

### Ashlar Classic 60mm Masonry Paver Range



Charcoal

Limestone

Golden Sand

Steel Grey

Note: If you require specific or improved product specifications please contact your Sales Representative.

DISCLAIMER. The information presented herein is supplied in good faith and to the best of our knowledge was correct at the time of preparation. No responsibility can be accepted by Midland Brick Company Pty Ltd, its staff or its agents for any errors or omissions. Users are advised to make their own determination as to the suitability of this information in relation to their particular purposes and specific circumstances. Since the information contained in this document may be applied under conditions beyond our control, no responsibility can be accepted by Midland Brick Company Pty Ltd, its staff or its agents for any loss or damage caused by any person acting or refraining from action as a result of this information.


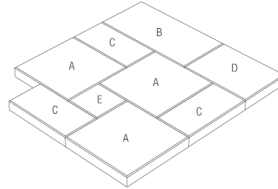
# Product Data Sheet

**Midland Brick**

A BORAL COMPANY

MASONRY PAVER

## Limestone Ashlar Classic 60mm



### Product Information

Work Size (mm)	1000 x 1100 layer
Dimensional Category	DPA2
CMAA Shape Category	Type C
Approximate Unit Weight (kg)	-
Approximate No. per m <sup>2</sup>	1.1
No. Per Pack	10 layers
Nominal Pack Weight (kg) <sup>3</sup>	1550
Breaking Load (kN) <sup>1</sup>	>5
Mean Abrasion Index (V <sub>a</sub> ) <sup>2</sup>	<12
Slip Resistance Category	P5
Cold Water Absorption (%)	<5
Coefficient of Contraction (mm/m)	<0.8
Durability Class	General Purpose
Potential to Effloresce	Nil to Slight
Liability to Lime Pitting	Nil
Solar Absorption Rating	Light


This technical information represents average properties obtained from production runs. If specific results are required, samples should be taken from current production runs. AS/NZS 4456 and 4586 are used as applicable. Durability classifications are based on product knowledge under local (Perth) climatic conditions. Colours are indicative only. Information subject to change without notice.

<sup>1</sup> At 28 days

<sup>2</sup> At 90 days

<sup>3</sup> Includes +3% for moisture

### Ashlar Classic 60mm Masonry Paver Range



Charcoal

Limestone

Golden Sand

Steel Grey

Note: If you require specific or improved product specifications please contact your Sales Representative.

DISCLAIMER. The information presented herein is supplied in good faith and to the best of our knowledge was correct at the time of preparation. No responsibility can be accepted by Midland Brick Company Pty Ltd, its staff or its agents for any errors or omissions. Users are advised to make their own determination as to the suitability of this information in relation to their particular purposes and specific circumstances. Since the information contained in this document may be applied under conditions beyond our control, no responsibility can be accepted by Midland Brick Company Pty Ltd, its staff or its agents for any loss or damage caused by any person acting or refraining from action as a result of this information.


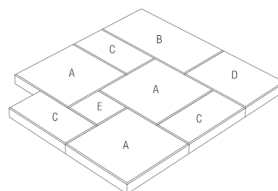
# Product Data Sheet

**Midland Brick**

A BORAL COMPANY

MASONRY PAVER

## Golden Sand Ashlar Classic 60mm



### Product Information

Work Size (mm)	1000 x 1100 layer
Dimensional Category	DPA2
CMAA Shape Category	Type C
Approximate Unit Weight (kg)	-
Approximate No. per m <sup>2</sup>	1.1
No. Per Pack	10 layers
Nominal Pack Weight (kg) <sup>3</sup>	1550
Breaking Load (kN) <sup>1</sup>	>5
Mean Abrasion Index (V <sub>a</sub> ) <sup>2</sup>	<12
Slip Resistance Category	P5
Cold Water Absorption (%)	<5
Coefficient of Contraction (mm/m)	<0.8
Durability Class	General Purpose
Potential to Effloresce	Slight
Liability to Lime Pitting	Nil
Solar Absorption Rating	Light


This technical information represents average properties obtained from production runs. If specific results are required, samples should be taken from current production runs. AS/NZS 4456 and 4586 are used as applicable. Durability classifications are based on product knowledge under local (Perth) climatic conditions. Colours are indicative only. Information subject to change without notice.

<sup>1</sup> At 28 days

<sup>2</sup> At 90 days

<sup>3</sup> Includes +3% for moisture

### Ashlar Classic 60mm Masonry Paver Range



Charcoal

Limestone

Golden Sand

Steel Grey

Note: If you require specific or improved product specifications please contact your Sales Representative.

DISCLAIMER. The information presented herein is supplied in good faith and to the best of our knowledge was correct at the time of preparation. No responsibility can be accepted by Midland Brick Company Pty Ltd, its staff or its agents for any errors or omissions. Users are advised to make their own determination as to the suitability of this information in relation to their particular purposes and specific circumstances. Since the information contained in this document may be applied under conditions beyond our control, no responsibility can be accepted by Midland Brick Company Pty Ltd, its staff or its agents for any loss or damage caused by any person acting or refraining from action as a result of this information.

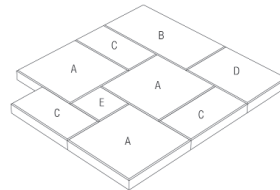
# Product Data Sheet

**Midland Brick**

A BORAL COMPANY

MASONRY PAVER

## Steel Grey Ashlar Classic 60mm



Product Information	
Work Size (mm)	1000 x 1100 layer
Dimensional Category	DPA2
CMAA Shape Category	Type C
Approximate Unit Weight (kg)	-
Approximate No. per m <sup>2</sup>	1.1
No. Per Pack	10 layers
Nominal Pack Weight (kg) <sup>3</sup>	1550
Breaking Load (kN) <sup>1</sup>	>5
Mean Abrasion Index (V <sub>a</sub> ) <sup>2</sup>	<12
Slip Resistance Category	P5
Cold Water Absorption (%)	<5
Coefficient of Contraction (mm/m)	<0.8
Durability Class	General Purpose
Potential to Effloresce	Slight
Liability to Lime Pitting	Nil
Solar Absorption Rating	Medium to Dark


This technical information represents average properties obtained from production runs. If specific results are required, samples should be taken from current production runs. AS/NZS 4456 and 4586 are used as applicable. Durability classifications are based on product knowledge under local (Perth) climatic conditions. Colours are indicative only. Information subject to change without notice.

<sup>1</sup> At 28 days

<sup>2</sup> At 90 days

<sup>3</sup> Includes +3% for moisture

### Ashlar Classic 60mm Masonry Paver Range



Charcoal

Limestone

Golden Sand

Steel Grey

Note: If you require specific or improved product specifications please contact your Sales Representative.

DISCLAIMER. The information presented herein is supplied in good faith and to the best of our knowledge was correct at the time of preparation. No responsibility can be accepted by Midland Brick Company Pty Ltd, its staff or its agents for any errors or omissions. Users are advised to make their own determination as to the suitability of this information in relation to their particular purposes and specific circumstances. Since the information contained in this document may be applied under conditions beyond our control, no responsibility can be accepted by Midland Brick Company Pty Ltd, its staff or its agents for any loss or damage caused by any person acting or refraining from action as a result of this information.