

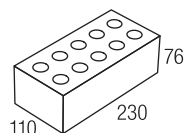
# Product Data Sheet

**Midland Brick**

A BORAL COMPANY

CLAY FACE BRICK

## Burnished Red Midland Reds



Product Information	Cored	Solid
Work Size (mm)	230 x 110 x 76	230 x 110 x 76
Dimensional Category	DW1	DW1
Approximate Unit Weight (kg)	2.8	3.9
Approximate No. per m <sup>2</sup>	48.5	48.5
No. Per Pack	264	264
Pack Weight (kg) <sup>1</sup>	761	1060
Characteristic Unconfined Compressive Strength (MPa) <i>f'</i> <sub>uc</sub>	>12	>15
Cold Water Absorption (%)	<10	<10
Coefficient of Expansion (mm/m)	<0.8	<0.8
Durability Class	Exposure Grade - Marine	Exposure Grade - Marine
Initial Rate of Absorption (kg/m <sup>2</sup> /min)	<1.0	<1.2
Potential to Effloresce	Nil-Slight	Nil-Slight
Liability to Lime Pitting	Nil-Slight	Nil-Slight
Core Percentage	<30	-
Solar Absorption Rating	Dark	Dark
Fire Resistance – Insulation (minutes)	90	90

This technical information represents average properties obtained from production runs. If specific results are required, samples should be taken from current production runs. AS/NZS 4456 and 4586 are used as applicable. Durability classifications are based on product knowledge under local (Perth) climatic condition. Colours are indicative only. Information subject to change without notice.

<sup>1</sup>Includes +3% moisture

### Midland Reds – Clay Face Bricks



Burnished Red

Heritage Red

Kalbarri

Mallee

Red Smooth


Restoration Red



RestorationRedCoach



Russet Red



Salmon Gum



Traditional



Traditional Coach

Note: If you require specific or improved product specifications please contact your Sales Representative.

DISCLAIMER. The information presented herein is supplied in good faith and to the best of our knowledge was correct at the time of preparation. No responsibility can be accepted by Midland Brick Company Pty Ltd, its staff or its agents for any errors or omissions. Users are advised to make their own determination as to the suitability of this information in relation to their particular purposes and specific circumstances. Since the information contained in this document may be applied under conditions beyond our control, no responsibility can be accepted by Midland Brick Company Pty Ltd, its staff or its agents for any loss or damage caused by any person acting or refraining from action as a result of this information.


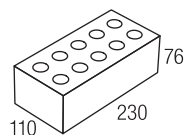
# Product Data Sheet

**Midland Brick**

A BORAL COMPANY

CLAY FACE BRICK

## Heritage Red Midland Reds



Product Information	Cored	Solid
Work Size (mm)	230 x 110 x 76	230 x 110 x 76
Dimensional Category	DW1	DW1
Approximate Unit Weight (kg)	2.9	4.0
Approximate No. per m <sup>2</sup>	48.5	48.5
No. Per Pack	264	264
Pack Weight (kg) <sup>1</sup>	789	1088
Characteristic Unconfined Compressive Strength (MPa) <i>f'</i> <sub>uc</sub>	>12	>20
Cold Water Absorption (%)	<10	<10
Coefficient of Expansion (mm/m)	<0.8	<0.8
Durability Class	General Purpose	General Purpose
Initial Rate of Absorption (kg/m <sup>2</sup> /min)	<1.0	<1.0
Potential to Effloresce	Nil-Slight	Nil-Slight
Liability to Lime Pitting	Nil-Slight	Nil-Slight
Core Percentage	<30	-
Solar Absorption Rating	Dark	Dark
Fire Resistance – Insulation (minutes)	90	90

This technical information represents average properties obtained from production runs. If specific results are required, samples should be taken from current production runs. AS/NZS 4456 and 4586 are used as applicable. Durability classifications are based on product knowledge under local (Perth) climatic condition. Colours are indicative only. Information subject to change without notice.

<sup>1</sup>Includes +3% moisture

### Midland Reds – Clay Face Bricks



Note: If you require specific or improved product specifications please contact your Sales Representative.

DISCLAIMER. The information presented herein is supplied in good faith and to the best of our knowledge was correct at the time of preparation. No responsibility can be accepted by Midland Brick Company Pty Ltd, its staff or its agents for any errors or omissions. Users are advised to make their own determination as to the suitability of this information in relation to their particular purposes and specific circumstances. Since the information contained in this document may be applied under conditions beyond our control, no responsibility can be accepted by Midland Brick Company Pty Ltd, its staff or its agents for any loss or damage caused by any person acting or refraining from action as a result of this information.


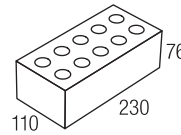
# Product Data Sheet

**Midland Brick**

A BORAL COMPANY

CLAY FACE BRICK

## Kalbarri Midland Reds



Product Information	Cored	Solid
Work Size (mm)	230 x 110 x 76	230 x 110 x 76
Dimensional Category	DW1	DW1
Approximate Unit Weight (kg)	2.8	3.9
Approximate No. per m <sup>2</sup>	48.5	48.5
No. Per Pack	264	264
Pack Weight (kg) <sup>1</sup>	761	1060
Characteristic Unconfined Compressive Strength (MPa) <i>f'</i> <sub>uc</sub>	>12	>20
Cold Water Absorption (%)	<10	<10
Coefficient of Expansion (mm/m)	<0.8	<0.8
Durability Class	General Purpose	General Purpose
Initial Rate of Absorption (kg/m <sup>2</sup> /min)	<1.2	<1.2
Potential to Effloresce	Nil-Slight	Nil-Slight
Liability to Lime Pitting	Nil-Slight	Nil-Slight
Core Percentage	<30	-
Solar Absorption Rating	Dark	Dark
Fire Resistance – Insulation (minutes)	90	90

This technical information represents average properties obtained from production runs. If specific results are required, samples should be taken from current production runs. AS/NZS 4456 and 4586 are used as applicable. Durability classifications are based on product knowledge under local (Perth) climatic condition. Colours are indicative only. Information subject to change without notice.

<sup>1</sup>Includes +3% moisture

### Midland Reds – Clay Face Bricks



Burnished Red




Heritage Red



Kalbarri



Mallee



Red Smooth




Restoration Red



RestorationRedCoach



Russet Red



Salmon Gum



Traditional



Traditional Coach

Note: If you require specific or improved product specifications please contact your Sales Representative.

DISCLAIMER. The information presented herein is supplied in good faith and to the best of our knowledge was correct at the time of preparation. No responsibility can be accepted by Midland Brick Company Pty Ltd, its staff or its agents for any errors or omissions. Users are advised to make their own determination as to the suitability of this information in relation to their particular purposes and specific circumstances. Since the information contained in this document may be applied under conditions beyond our control, no responsibility can be accepted by Midland Brick Company Pty Ltd, its staff or its agents for any loss or damage caused by any person acting or refraining from action as a result of this information.

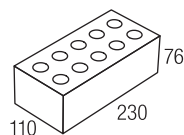
# Product Data Sheet

**Midland Brick**

A BORAL COMPANY

## CLAY FACE BRICK

# Mallee Midland Reds



Product Information	Cored	Solid
Work Size (mm)	230 x 110 x 76	230 x 110 x 76
Dimensional Category	DW1	DW1
Approximate Unit Weight (kg)	2.7	3.6
Approximate No. per m <sup>2</sup>	48.5	48.5
No. Per Pack	264	264
Pack Weight (kg) <sup>1</sup>	734	979
Characteristic Unconfined Compressive Strength (MPa) <i>f'</i> <sub>uc</sub>	>10	>10
Cold Water Absorption (%)	<12	<12
Coefficient of Expansion (mm/m)	<0.8	<0.8
Durability Class	Exposure Grade - Marine	Exposure Grade - Marine
Initial Rate of Absorption (kg/m <sup>2</sup> /min)	<2.0	<2.0
Potential to Effloresce	Nil-Slight	Nil-Slight
Liability to Lime Pitting	Nil	Nil
Core Percentage	<30	-
Solar Absorption Rating	Medium to Dark	Medium to Dark
Fire Resistance – Insulation (minutes)	90	90

This technical information represents average properties obtained from production runs. If specific results are required, samples should be taken from current production runs. AS/NZS 4456 and 4586 are used as applicable. Durability classifications are based on product knowledge under local (Perth) climatic condition. Colours are indicative only. Information subject to change without notice.

<sup>1</sup>Includes +3% moisture


## Midland Reds – Clay Face Bricks



Burnished Red




Heritage Red



Kalbarri



Mallee



Red Smooth




Restoration Red



RestorationRedCoach



Russet Red



Salmon Gum



Traditional



Traditional Coach

Note: If you require specific or improved product specifications please contact your Sales Representative.

DISCLAIMER. The information presented herein is supplied in good faith and to the best of our knowledge was correct at the time of preparation. No responsibility can be accepted by Midland Brick Company Pty Ltd, its staff or its agents for any errors or omissions. Users are advised to make their own determination as to the suitability of this information in relation to their particular purposes and specific circumstances. Since the information contained in this document may be applied under conditions beyond our control, no responsibility can be accepted by Midland Brick Company Pty Ltd, its staff or its agents for any loss or damage caused by any person acting or refraining from action as a result of this information.


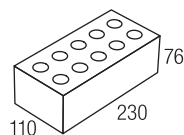
# Product Data Sheet

**Midland Brick**

A BORAL COMPANY

CLAY FACE BRICK

## Red Smooth Midland Reds



Product Information	Cored	Solid
Work Size (mm)	230 x 110 x 76	230 x 110 x 76
Dimensional Category	DW1	DW1
Approximate Unit Weight (kg)	3.0	4.0
Approximate No. per m <sup>2</sup>	48.5	48.5
No. Per Pack	264	264
Pack Weight (kg) <sup>1</sup>	816	1088
Characteristic Unconfined Compressive Strength (MPa) <i>f'</i> <sub>uc</sub>	>18	>18
Cold Water Absorption (%)	<10	<10
Coefficient of Expansion (mm/m)	<0.8	<0.8
Durability Class	General Purpose	General Purpose
Initial Rate of Absorption (kg/m <sup>2</sup> /min)	<1.2	<1.2
Potential to Effloresce	Nil-Slight	Nil-Slight
Liability to Lime Pitting	Nil	Nil
Core Percentage	<30	-
Solar Absorption Rating	Dark	Dark
Fire Resistance – Insulation (minutes)	90	90

This technical information represents average properties obtained from production runs. If specific results are required, samples should be taken from current production runs. AS/NZS 4456 and 4586 are used as applicable. Durability classifications are based on product knowledge under local (Perth) climatic condition. Colours are indicative only. Information subject to change without notice.

<sup>1</sup>Includes +3% moisture


### Midland Reds – Clay Face Bricks



Burnished Red




Heritage Red



Kalbarri



Mallee



Red Smooth




Restoration Red



RestorationRedCoach



Russet Red



Salmon Gum



Traditional



Traditional Coach

Note: If you require specific or improved product specifications please contact your Sales Representative.

DISCLAIMER. The information presented herein is supplied in good faith and to the best of our knowledge was correct at the time of preparation. No responsibility can be accepted by Midland Brick Company Pty Ltd, its staff or its agents for any errors or omissions. Users are advised to make their own determination as to the suitability of this information in relation to their particular purposes and specific circumstances. Since the information contained in this document may be applied under conditions beyond our control, no responsibility can be accepted by Midland Brick Company Pty Ltd, its staff or its agents for any loss or damage caused by any person acting or refraining from action as a result of this information.

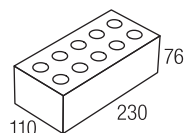
# Product Data Sheet

**Midland Brick**

A BORAL COMPANY

CLAY FACE BRICK

## Restoration Red Midland Reds



Product Information	Cored	Solid
Work Size (mm)	230 x 110 x 76	230 x 110 x 76
Dimensional Category	DW1	DW1
Approximate Unit Weight (kg)	3.0	4.0
Approximate No. per m <sup>2</sup>	48.5	48.5
No. Per Pack	264	264
Pack Weight (kg) <sup>1</sup>	816	1088
Characteristic Unconfined Compressive Strength (MPa) <i>f'uc</i>	>12	>12
Cold Water Absorption (%)	<10	<10
Coefficient of Expansion (mm/m)	<0.8	<0.8
Durability Class	Exposure Grade - Marine	Exposure Grade - Marine
Initial Rate of Absorption (kg/m <sup>2</sup> /min)	<1.2	<1.2
Potential to Effloresce	Nil-Slight	Nil-Slight
Liability to Lime Pitting	Nil-Slight	Nil-Slight
Core Percentage	<30	-
Solar Absorption Rating	Dark	Dark
Fire Resistance – Insulation (minutes)	90	90

This technical information represents average properties obtained from production runs. If specific results are required, samples should be taken from current production runs. AS/NZS 4456 and 4586 are used as applicable. Durability classifications are based on product knowledge under local (Perth) climatic condition. Colours are indicative only. Information subject to change without notice.

<sup>1</sup>Includes +3% moisture

### Midland Reds – Clay Face Bricks



Note: If you require specific or improved product specifications please contact your Sales Representative.

DISCLAIMER. The information presented herein is supplied in good faith and to the best of our knowledge was correct at the time of preparation. No responsibility can be accepted by Midland Brick Company Pty Ltd, its staff or its agents for any errors or omissions. Users are advised to make their own determination as to the suitability of this information in relation to their particular purposes and specific circumstances. Since the information contained in this document may be applied under conditions beyond our control, no responsibility can be accepted by Midland Brick Company Pty Ltd, its staff or its agents for any loss or damage caused by any person acting or refraining from action as a result of this information.

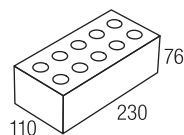
# Product Data Sheet

**Midland Brick**

A BORAL COMPANY

CLAY FACE BRICK

## Restoration Red Coach Midland Reds



Product Information	Cored	Solid
Work Size (mm)	230 x 110 x 76	230 x 110 x 76
Dimensional Category	DW1	DW1
Approximate Unit Weight (kg)	3.0	4.0
Approximate No. per m <sup>2</sup>	48.5	48.5
No. Per Pack	264	264
Pack Weight (kg) <sup>1</sup>	816	1088
Characteristic Unconfined Compressive Strength (MPa) <i>f'uc</i>	>12	>12
Cold Water Absorption (%)	<10	<10
Coefficient of Expansion (mm/m)	<0.8	<0.8
Durability Class	Exposure Grade - Marine	Exposure Grade - Marine
Initial Rate of Absorption (kg/m <sup>2</sup> /min)	<1.2	<1.2
Potential to Effloresce	Nil-Slight	Nil-Slight
Liability to Lime Pitting	Nil-Slight	Nil-Slight
Core Percentage	<30	-
Solar Absorption Rating	Dark	Dark
Fire Resistance – Insulation (minutes)	90	90

This technical information represents average properties obtained from production runs. If specific results are required, samples should be taken from current production runs. AS/NZS 4456 and 4586 are used as applicable. Durability classifications are based on product knowledge under local (Perth) climatic condition. Colours are indicative only. Information subject to change without notice.

<sup>1</sup>Includes +3% moisture

### Midland Reds – Clay Face Bricks



Note: If you require specific or improved product specifications please contact your Sales Representative.

DISCLAIMER. The information presented herein is supplied in good faith and to the best of our knowledge was correct at the time of preparation. No responsibility can be accepted by Midland Brick Company Pty Ltd, its staff or its agents for any errors or omissions. Users are advised to make their own determination as to the suitability of this information in relation to their particular purposes and specific circumstances. Since the information contained in this document may be applied under conditions beyond our control, no responsibility can be accepted by Midland Brick Company Pty Ltd, its staff or its agents for any loss or damage caused by any person acting or refraining from action as a result of this information.


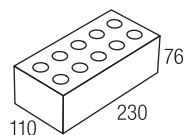
# Product Data Sheet

**Midland Brick**

A BORAL COMPANY

CLAY FACE BRICK

## Russet Red Midland Reds



Product Information	Cored	Solid
Work Size (mm)	230 x 110 x 76	230 x 110 x 76
Dimensional Category	DW1	DW1
Approximate Unit Weight (kg)	3.0	4.0
Approximate No. per m <sup>2</sup>	48.5	48.5
No. Per Pack	264	264
Pack Weight (kg) <sup>1</sup>	816	1088
Characteristic Unconfined Compressive Strength (MPa) <i>f'</i> <sub>uc</sub>	>12	>12
Cold Water Absorption (%)	<8	<8
Coefficient of Expansion (mm/m)	<0.8	<0.8
Durability Class	General Purpose	General Purpose
Initial Rate of Absorption (kg/m <sup>2</sup> /min)	<1.2	<1.2
Potential to Effloresce	Nil-Slight	Nil-Slight
Liability to Lime Pitting	Nil	Nil
Core Percentage	<30	-
Solar Absorption Rating	Dark	Dark
Fire Resistance – Insulation (minutes)	90	90

This technical information represents average properties obtained from production runs. If specific results are required, samples should be taken from current production runs. AS/NZS 4456 and 4586 are used as applicable. Durability classifications are based on product knowledge under local (Perth) climatic condition. Colours are indicative only. Information subject to change without notice.

<sup>1</sup>Includes +3% moisture

### Midland Reds – Clay Face Bricks



Burnished Red

Heritage Red

Kalbarri

Mallee

Red Smooth

Restoration Red



RestorationRedCoach

Russet Red

Salmon Gum

Traditional

Traditional Coach

Note: If you require specific or improved product specifications please contact your Sales Representative.

DISCLAIMER. The information presented herein is supplied in good faith and to the best of our knowledge was correct at the time of preparation. No responsibility can be accepted by Midland Brick Company Pty Ltd, its staff or its agents for any errors or omissions. Users are advised to make their own determination as to the suitability of this information in relation to their particular purposes and specific circumstances. Since the information contained in this document may be applied under conditions beyond our control, no responsibility can be accepted by Midland Brick Company Pty Ltd, its staff or its agents for any loss or damage caused by any person acting or refraining from action as a result of this information.



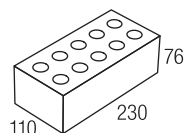
# Product Data Sheet

**Midland Brick**

A BORAL COMPANY

CLAY FACE BRICK

## Salmon Gum Midland Reds



Product Information	Cored	Solid
Work Size (mm)	230 x 110 x 76	230 x 110 x 76
Dimensional Category	DW1	DW1
Approximate Unit Weight (kg)	2.6	3.6
Approximate No. per m <sup>2</sup>	48.5	48.5
No. Per Pack	264	264
Pack Weight (kg) <sup>1</sup>	707	979
Characteristic Unconfined Compressive Strength (MPa) <i>f'</i> <sub>uc</sub>	>8	>8
Cold Water Absorption (%)	<15	<15
Coefficient of Expansion (mm/m)	<0.8	<0.8
Durability Class	Exposure Grade - Marine	Exposure Grade - Marine
Initial Rate of Absorption (kg/m <sup>2</sup> /min)	<1.2	<1.2
Potential to Effloresce	Nil-Slight	Nil-Slight
Liability to Lime Pitting	Nil	Nil
Core Percentage	<30	-
Solar Absorption Rating	Medium to Dark	Medium to Dark
Fire Resistance – Insulation (minutes)	90	90

This technical information represents average properties obtained from production runs. If specific results are required, samples should be taken from current production runs. AS/NZS 4456 and 4586 are used as applicable. Durability classifications are based on product knowledge under local (Perth) climatic condition. Colours are indicative only. Information subject to change without notice.

<sup>1</sup>Includes +3% moisture

### Midland Reds – Clay Face Bricks



Burnished Red



Heritage Red



Kalbarri



Mallee



Red Smooth




Restoration Red



RestorationRedCoach



Russet Red



Salmon Gum



Traditional



Traditional Coach

Note: If you require specific or improved product specifications please contact your Sales Representative.

DISCLAIMER. The information presented herein is supplied in good faith and to the best of our knowledge was correct at the time of preparation. No responsibility can be accepted by Midland Brick Company Pty Ltd, its staff or its agents for any errors or omissions. Users are advised to make their own determination as to the suitability of this information in relation to their particular purposes and specific circumstances. Since the information contained in this document may be applied under conditions beyond our control, no responsibility can be accepted by Midland Brick Company Pty Ltd, its staff or its agents for any loss or damage caused by any person acting or refraining from action as a result of this information.

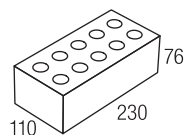
# Product Data Sheet

**Midland Brick**

A BORAL COMPANY

CLAY FACE BRICK

## Traditional Midland Reds



Product Information	Cored	Solid
Work Size (mm)	230 x 110 x 76	230 x 110 x 76
Dimensional Category	DW1	DW1
Approximate Unit Weight (kg)	3.0	3.9
Approximate No. per m <sup>2</sup>	48.5	48.5
No. Per Pack	264	264
Pack Weight (kg) <sup>1</sup>	816	1060
Characteristic Unconfined Compressive Strength (MPa) <i>f'uc</i>	>12	>12
Cold Water Absorption (%)	<12	<12
Coefficient of Expansion (mm/m)	<0.8	<0.8
Durability Class	Exposure Grade	Exposure Grade
Initial Rate of Absorption (kg/m <sup>2</sup> /min)	<1.2	<1.2
Potential to Effloresce	Nil-Slight	Nil-Slight
Liability to Lime Pitting	Nil-Slight	Nil-Slight
Core Percentage	<30	-
Solar Absorption Rating	Dark	Dark
Fire Resistance – Insulation (minutes)	90	90

This technical information represents average properties obtained from production runs. If specific results are required, samples should be taken from current production runs. AS/NZS 4456 and 4586 are used as applicable. Durability classifications are based on product knowledge under local (Perth) climatic condition. Colours are indicative only. Information subject to change without notice.

<sup>1</sup>Includes +3% moisture

### Midland Reds – Clay Face Bricks



Note: If you require specific or improved product specifications please contact your Sales Representative.

DISCLAIMER. The information presented herein is supplied in good faith and to the best of our knowledge was correct at the time of preparation. No responsibility can be accepted by Midland Brick Company Pty Ltd, its staff or its agents for any errors or omissions. Users are advised to make their own determination as to the suitability of this information in relation to their particular purposes and specific circumstances. Since the information contained in this document may be applied under conditions beyond our control, no responsibility can be accepted by Midland Brick Company Pty Ltd, its staff or its agents for any loss or damage caused by any person acting or refraining from action as a result of this information.

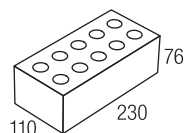
# Product Data Sheet

**Midland Brick**

A BORAL COMPANY

CLAY FACE BRICK

## Traditional Coach Midland Reds



Product Information	Cored	Solid
Work Size (mm)	230 x 110 x 76	230 x 110 x 76
Dimensional Category	DW1	DW1
Approximate Unit Weight (kg)	3.0	3.9
Approximate No. per m <sup>2</sup>	48.5	48.5
No. Per Pack	264	264
Pack Weight (kg) <sup>1</sup>	816	1060
Characteristic Unconfined Compressive Strength (MPa) <i>f'</i> <sub>uc</sub>	>12	>12
Cold Water Absorption (%)	<12	<12
Coefficient of Expansion (mm/m)	<0.8	<0.8
Durability Class	Exposure Grade	Exposure Grade
Initial Rate of Absorption (kg/m <sup>2</sup> /min)	<1.2	<1.2
Potential to Effloresce	Nil-Slight	Nil-Slight
Liability to Lime Pitting	Nil-Slight	Nil-Slight
Core Percentage	<30	-
Solar Absorption Rating	Dark	Dark
Fire Resistance – Insulation (minutes)	90	90

This technical information represents average properties obtained from production runs. If specific results are required, samples should be taken from current production runs. AS/NZS 4456 and 4586 are used as applicable. Durability classifications are based on product knowledge under local (Perth) climatic condition. Colours are indicative only. Information subject to change without notice.

<sup>1</sup>Includes +3% moisture

### Midland Reds – Clay Face Bricks



Burnished Red

Heritage Red

Kalbarri

Mallee

Red Smooth


Restoration Red



RestorationRedCoach



Russet Red



Salmon Gum



Traditional



Traditional Coach

Note: If you require specific or improved product specifications please contact your Sales Representative.

DISCLAIMER. The information presented herein is supplied in good faith and to the best of our knowledge was correct at the time of preparation. No responsibility can be accepted by Midland Brick Company Pty Ltd, its staff or its agents for any errors or omissions. Users are advised to make their own determination as to the suitability of this information in relation to their particular purposes and specific circumstances. Since the information contained in this document may be applied under conditions beyond our control, no responsibility can be accepted by Midland Brick Company Pty Ltd, its staff or its agents for any loss or damage caused by any person acting or refraining from action as a result of this information.