

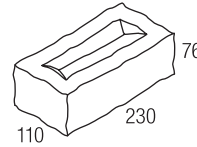
Product Data Sheet

Midland Brick

A BORAL COMPANY

CLAY FACE BRICK

Caversham Handmade Range



Product Information	Solid
Work Size (mm)	230 x 110 x 76
Dimensional Category	DW0
Approximate Unit Weight (kg)	2.7
Approximate No. per m ²	48.5
No. Per Pack	264
Pack Weight (kg) ¹	734
Characteristic Unconfined Compressive Strength (MPa) <i>f'uc</i>	>6
Cold Water Absorption (%)	<15
Coefficient of Expansion (mm/m)	<0.8
Durability Class	General Purpose
Initial Rate of Absorption (kg/m ² /min)	<2.4
Potential to Effloresce	Nil
Liability to Lime Pitting	Nil to Slight
Core Percentage	-
Solar Absorption Rating	Light
Fire Resistance – Insulation (minutes)	90

This technical information represents average properties obtained from production runs. If specific results are required, samples should be taken from current production runs. AS/NZS 4456 and 4586 are used as applicable. Durability classifications are based on product knowledge under local (Perth) climatic condition. Colours are indicative only. Information subject to change without notice.

¹Includes +3% moisture

Handmade Range – Clay Face Bricks



Caversham



Helena Vale



Sandalford



Woodbridge

Note: If you require specific or improved product specifications please contact your Sales Representative.

DISCLAIMER: The information presented herein is supplied in good faith and to the best of our knowledge was correct at the time of preparation. No responsibility can be accepted by Midland Brick Company Pty Ltd, its staff or its agents for any errors or omissions. Users are advised to make their own determination as to the suitability of this information in relation to their particular purposes and specific circumstances. Since the information contained in this document may be applied under conditions beyond our control, no responsibility can be accepted by Midland Brick Company Pty Ltd, its staff or its agents for any loss or damage caused by any person acting or refraining from action as a result of this information.

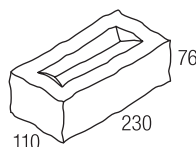
Product Data Sheet

Midland Brick

A BORAL COMPANY

CLAY FACE BRICK

Helena Vale Handmade Range



Product Information	Solid
Work Size (mm)	230 x 110 x 76
Dimensional Category	DW0
Approximate Unit Weight (kg)	2.7
Approximate No. per m ²	48.5
No. Per Pack	264
Pack Weight (kg) ¹	734
Characteristic Unconfined Compressive Strength (MPa) <i>f'uc</i>	>4
Cold Water Absorption (%)	<20
Coefficient of Expansion (mm/m)	<0.8
Durability Class	Exposure Grade - Marine
Initial Rate of Absorption (kg/m ² /min)	<2.6
Potential to Effloresce	Nil
Liability to Lime Pitting	Nil-Slight
Core Percentage	-
Solar Absorption Rating	Medium to Dark
Fire Resistance – Insulation (minutes)	90

This technical information represents average properties obtained from production runs. If specific results are required, samples should be taken from current production runs. AS/NZS 4456 and 4586 are used as applicable. Durability classifications are based on product knowledge under local (Perth) climatic condition. Colours are indicative only. Information subject to change without notice.

¹Includes +3% moisture

Handmade Range – Clay Face Bricks



Caversham



Helena Vale



Sandalford



Woodbridge

Note: If you require specific or improved product specifications please contact your Sales Representative.

DISCLAIMER: The information presented herein is supplied in good faith and to the best of our knowledge was correct at the time of preparation. No responsibility can be accepted by Midland Brick Company Pty Ltd, its staff or its agents for any errors or omissions. Users are advised to make their own determination as to the suitability of this information in relation to their particular purposes and specific circumstances. Since the information contained in this document may be applied under conditions beyond our control, no responsibility can be accepted by Midland Brick Company Pty Ltd, its staff or its agents for any loss or damage caused by any person acting or refraining from action as a result of this information.

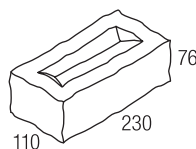
Product Data Sheet

Midland Brick

A BORAL COMPANY

CLAY FACE BRICK

Sandalford Handmade Range



Product Information	Solid
Work Size (mm)	230 x 110 x 76
Dimensional Category	DW0
Approximate Unit Weight (kg)	3.0
Approximate No. per m ²	48.5
No. Per Pack	264
Pack Weight (kg) ¹	816
Characteristic Unconfined Compressive Strength (MPa) <i>f'uc</i>	>6
Cold Water Absorption (%)	<15
Coefficient of Expansion (mm/m)	<0.8
Durability Class	Exposure Grade - Marine
Initial Rate of Absorption (kg/m ² /min)	<3.2
Potential to Effloresce	Nil
Liability to Lime Pitting	Nil-Slight
Core Percentage	-
Solar Absorption Rating	Dark
Fire Resistance – Insulation (minutes)	90

This technical information represents average properties obtained from production runs. If specific results are required, samples should be taken from current production runs. AS/NZS 4456 and 4586 are used as applicable. Durability classifications are based on product knowledge under local (Perth) climatic condition. Colours are indicative only. Information subject to change without notice.

¹Includes +3% moisture

Handmade Range – Clay Face Bricks



Caversham



Helena Vale



Sandalford



Woodbridge

Note: If you require specific or improved product specifications please contact your Sales Representative.

DISCLAIMER The information presented herein is supplied in good faith and to the best of our knowledge was correct at the time of preparation. No responsibility can be accepted by Midland Brick Company Pty Ltd, its staff or its agents for any errors or omissions. Users are advised to make their own determination as to the suitability of this information in relation to their particular purposes and specific circumstances. Since the information contained in this document may be applied under conditions beyond our control, no responsibility can be accepted by Midland Brick Company Pty Ltd, its staff or its agents for any loss or damage caused by any person acting or refraining from action as a result of this information.

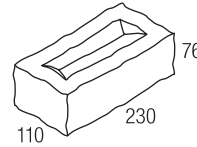
Product Data Sheet

Midland Brick

A BORAL COMPANY

CLAY FACE BRICK

Woodbridge Handmade Range



Product Information	Solid
Work Size (mm)	230 x 110 x 76
Dimensional Category	DW0
Approximate Unit Weight (kg)	2.9
Approximate No. per m ²	48.5
No. Per Pack	264
Pack Weight (kg) ¹	789
Characteristic Unconfined Compressive Strength (MPa) <i>f'uc</i>	>6
Cold Water Absorption (%)	<20
Coefficient of Expansion (mm/m)	<0.8
Durability Class	Exposure Grade - Marine
Initial Rate of Absorption (kg/m ² /min)	<2.8
Potential to Effloresce	Nil
Liability to Lime Pitting	Nil-Slight
Core Percentage	-
Solar Absorption Rating	Light to Medium
Fire Resistance – Insulation (minutes)	90

This technical information represents average properties obtained from production runs. If specific results are required, samples should be taken from current production runs. AS/NZS 4456 and 4586 are used as applicable. Durability classifications are based on product knowledge under local (Perth) climatic condition. Colours are indicative only. Information subject to change without notice.

¹Includes +3% moisture

Handmade Range – Clay Face Bricks



Caversham



Helena Vale



Sandalford



Woodbridge

Note: If you require specific or improved product specifications please contact your Sales Representative.

DISCLAIMER: The information presented herein is supplied in good faith and to the best of our knowledge was correct at the time of preparation. No responsibility can be accepted by Midland Brick Company Pty Ltd, its staff or its agents for any errors or omissions. Users are advised to make their own determination as to the suitability of this information in relation to their particular purposes and specific circumstances. Since the information contained in this document may be applied under conditions beyond our control, no responsibility can be accepted by Midland Brick Company Pty Ltd, its staff or its agents for any loss or damage caused by any person acting or refraining from action as a result of this information.